



NPPSV
Part #590000
Modèle 590000 • Modelo 590000

Operating Manual

Manuel d'utilisation
Manual
de Operaciones

POWER CLEAN
your spas
and pools!

Nettoyage de spas
et de piscines!
¡Potente limpieza
de spas y piscinas!

DO NOT RETURN THIS PRODUCT TO STORE.
Contact Rola-Chem Corporation • Paradise Industries
for any problems or questions concerning this product.
Call **800-549-4473** or visit **www.rola-chem.com**

NE PAS RENVoyer CE PRODUIT AU MAGASIN.
Contacter Rola-Chem Corporation • Paradise Industries
Si vous avez des problèmes ou des questions, prière d'appeler
1-800-549-4473 ou visiter **www.rola-chem.com**

NO DEVUELVA ESTE PRODUCTO AL ALMACÉN.
Contacte a Rola-Chem Corporation • Paradise Industries
Si se presenta algún problema o hay alguna pregunta en relación con este producto.
Llame a **800-549-4473** o visite a **www.rola-chem.com**



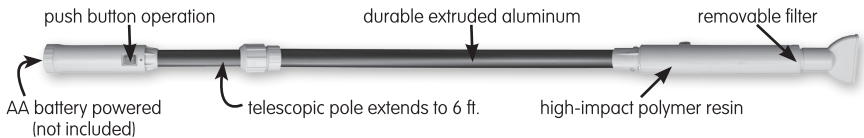
St. Paul, MN 55127
Made in China

Safety Instructions

- A. **WARNING:** Do not attempt to modify this product. The motor is factory sealed and cannot be replaced.
- B. **CAUTION:** Do not at any time let gasoline, petroleum-based products, penetrating oils, solvents or strong chemicals come in contact with product. Product is designed to use in your spa or pool water only. Clean with soap and water.
- C. **CAUTION:** Store product indoors. Avoid direct sunlight, extreme temperatures and rain.
- D. **CAUTION.** Any repairs requiring disassembly other than shown in Service Parts must be performed by Rola-Chem Corporation • Paradise Industries. Failure to follow these instructions may void warranty.
- E. **CAUTION:** Keep away from children.
- F. **CAUTION:** Do not use unit if it is damaged.
- G. **CAUTION:** Do not leave unit in water when not in use.
- H. **CAUTION:** Only use for underwater cleaning. It is not intended as a general purpose vacuum cleaner. Nozzle must be submerged in water to operate properly.
- I. **CAUTION:** Remove batteries for long-term storage.
- J. **CAUTION:** Replace damaged filters.
- K. **CAUTION:** Turn vacuum off when servicing.
- L. **CAUTION:** If batteries or battery compartment gets damp, dry out before using.

General Description

The Power Spa Vac makes cleaning easy. The body is made from high-impact polymer resin. The aluminum telescopic pole allows the vacuum to be adjusted to lengths that are suitable for different height spas and pools. The DC motor operates on eight AA size batteries (batteries not included).

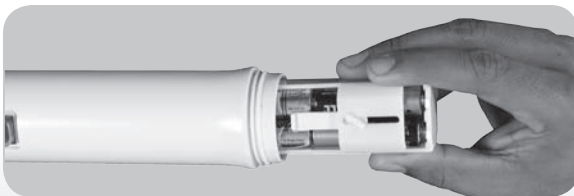


Set-up

Remove Handle Cap and carefully slide battery holder out of handle to access batteries. Place batteries into holder –note positive and negative on batteries (negative side of battery toward spring).

Check Nozzle to see that it is secure. To remove, twist and pull.


Check Filter, Tube and Check Valve. To remove, twist and pull.



800-549-4473 • www.rola-chem.com

Using Power Spa Vac

Push the Power Switch to "ON" and submerge the nozzle into water. Avoid putting the Switch below water (although it is water resistant). After cleaning, remove the filter and clean. For larger cleaning jobs you may need to clean filter before cleaning is completed (suction will be reduced as filter fills up). Replace filter and continue cleaning or store Power Spa Vac for next use.



Warranty and Service

Limited Warranty

Rola-Chem Corporation • Paradise Industries warrants this unit to be free from manufacturing defects in material and workmanship from the date of the original purchase for one (1) year.

If this unit fails within the one (1) year period, it will be repaired or replaced (Rola-Chem Corporation • Paradise Industries's option) at no charge, when returned to Rola-Chem Corporation • Paradise Industries with proof of purchase receipt. This warranty does not apply to any product damage caused by improper use, accident, misuse, fire, flood, lightening, earthquake or other acts of nature, or if product was altered or opened by anyone other than qualified Rola-Chem Corporation • Paradise Industries personnel.

Expendable items- Filter, Check Valve, Brush, Nozzle and batteries are not covered under this warranty as these will require replacement in normal use due to normal wear.

Rola-Chem Corporation • Paradise Industries, under no circumstances, shall be liable for any consequential damages directly or indirectly caused by this unit.

To validate warranty, Warranty Registration must be completed. Go to www.rola-chem.com to complete registration.

Service Procedure

For operation assistance in the United States, please call:

Rola-Chem Corporation • Paradise Industries

800-549-4473 or FAX (651)-653-0989

Monday thru Friday 8:00 am-5:00 pm, Central Time.

Rola-Chem Corporation • Paradise Industries has specialized knowledge and equipment to properly test your unit and help you with special problems. After talking to our service personnel, the product in need of service should be shipped with RGA#, freight prepaid, via UPS if at all possible to:

Rola-Chem Corporation • Paradise Industries

5858 Centerville Road

St. Paul, MN 55127-6804